
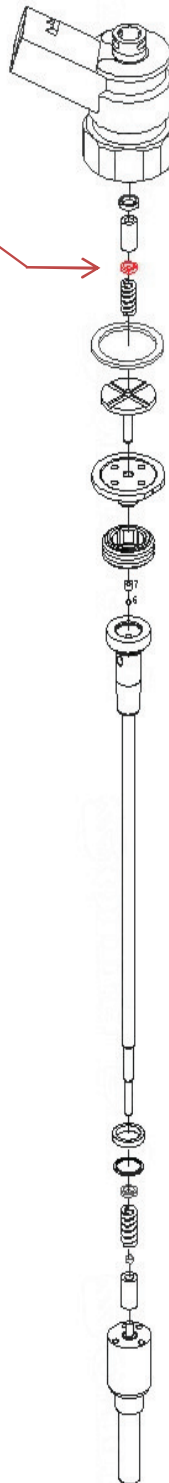


BOSCH Common Rail



from 1,20... to 1,86

Other measures supplied on demand

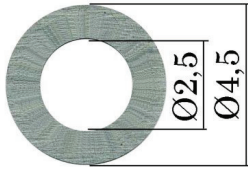


specific shim code	
thickness	code
1,20	11-23-230/120
1,22	11-23-230/122
1,24	11-23-230/124
1,25	11-23-230/125
1,26	11-23-230/126
1,28	11-23-230/128
1,30	11-23-230/130
1,32	11-23-230/132
1,34	11-23-230/134
1,35	11-23-230/135
1,36	11-23-230/136
1,38	11-23-230/138
1,40	11-23-230/140
1,42	11-23-230/142
1,44	11-23-230/144
1,45	11-23-230/145
1,46	11-23-230/146
1,48	11-23-230/148
1,50	11-23-230/150
1,52	11-23-230/152
1,54	11-23-230/154
1,55	11-23-230/155
1,56	11-23-230/156
1,58	11-23-230/158
1,60	11-23-230/160
1,62	11-23-230/162
1,64	11-23-230/164
1,65	11-23-230/165
1,66	11-23-230/166
1,68	11-23-230/168
1,70	11-23-230/170
1,72	11-23-230/172
1,74	11-23-230/174
1,76	11-23-230/176
1,78	11-23-230/178
1,80	11-23-230/180
1,82	11-23-230/182
1,84	11-23-230/184
1,86	11-23-230/186

code	shim	increase	pcs.
AZ0019-12CR	from 1,20 to 1,70	0,02	240
AZ0019-30CR	from 1,20 to 1,70	0,05	110
AZ0019-31CR	from 1,64 to 1,86	0,02	120



12/24 positions box

BOSCH Common Rail

Original codes table



increase 0,02

thickness	original code	code
1,40	F 00V C60 485	11-23-230/140
1,42	F 00V C60 487	11-23-230/142
1,44	F 00V C60 489	11-23-230/144
1,46	F 00V C60 491	11-23-230/146
1,48	F 00V C60 493	11-23-230/148
1,50	F 00V C60 495	11-23-230/150
1,52	F 00V C60 497	11-23-230/152
1,54	F 00V C60 499	11-23-230/154
1,56	F 00V C60 501	11-23-230/156
1,58	F 00V C60 503	11-23-230/158
1,60	F 00V C60 505	11-23-230/160
1,62	F 00V C60 507	11-23-230/162
1,64	F 00V C60 509	11-23-230/164
1,66	F 00V C60 511	11-23-230/166
1,68	F 00V C60 513	11-23-230/168
1,70	F 00V C60 515	11-23-230/170
1,72	F 00V C60 517	11-23-230/172
1,74	F 00V C60 519	11-23-230/174
1,76	F 00V C60 521	11-23-230/176
1,78	F 00V C60 523	11-23-230/178
1,80	F 00V C60 525	11-23-230/180
1,82	F 00V C60 527	11-23-230/182
1,84	F 00V C60 529	11-23-230/184
1,86	F 00V C60 531	11-23-230/186
1,88	F 00V C60 533	11-23-230/188
1,90	F 00V C60 535	11-23-230/190